



WASHINGTON STATE PARKS AND  
RECREATION COMMISSION

# Economic Analysis of Washington State Parks

PRESENTED BY  
Todd Tatum,  
Division Manager, Parks Development



# Strategic linkage

---

**Contribute to Washington's quality of life and support healthy communities**

**Protect and conserve park resources**

**Obtain and effectively manage resources needed to create and sustain an exceptional park system**



# Purpose

---

**Information brief**



# Background

---

## **Previous studies:**

- 2015 RCO study
- Follow on study of State Parks
- 2020 RCO follow up study

## **Studies covered:**

- Consumer expenditures attributed to state parks visits
- Economic contribution of visits
- Nonmarket benefits
  - Consumer surplus
  - Ecosystem services



# Report structure

---

**Chapter 1:** Background on State Parks

**Chapter 2:** Reviews study methodology

**Chapter 3:** Estimates economic contribution

**Chapter 4:** Results of economic and ecosystem analysis

**Chapter 5:** Summary of findings and areas of future research

**Appendixes:** Cover survey, and valuations by Leg. &

Congressional Districts and by park



# Methodology & key concepts

---

- Based on 2019 calendar year
- Measures market and non-market benefits
- Consumer spending survey
- Economic factors considered:
  - Economic output
  - Value added to GDP
  - Jobs
  - Labor income
  - Tax revenue
- Model shows direct, indirect, and induced effects of spending



# Methodology & key concepts, cont

---

- Non-market benefits:
  - **Consumer Surplus:** Value gained from activity beyond what someone pays
  - **Provisioning services:** providing goods to people, including food, water, materials
  - **Regulating services:** Benefits from control of ecosystem processes
  - **Supporting services:** indirect benefits by provisioning of habitat, biodiversity, and support of other ecosystems
  - **Information services:** Provides meaningful interaction with nature



# Estimates of economic contribution

## VISITATION AND VISITOR SPENDING BY VISITOR TYPE

Visitor Type	Visitors (000s)	Total Expenditures (000s)
Local Day	16,047	\$265,003
Local Overnight (in Area)	198	\$5,553
Local Overnight (in Park)	422	\$10,155
Nonlocal Day	17,394	\$399,841
Nonlocal Overnight (in Area)	2,518	\$151,532
Nonlocal Overnight (in Park)	1,877	\$75,660
<b>Total</b>	<b>38,457</b>	<b>\$907,744</b>

State Parks  
supports \$1.6  
billion in direct and  
indirect spending

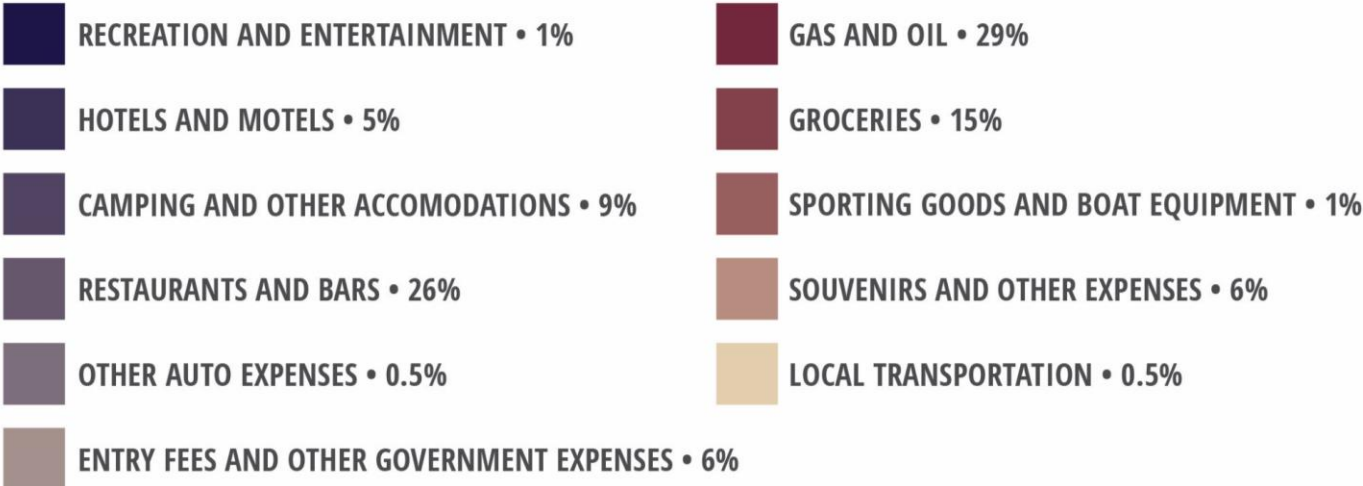




# Estimates of economic contribution



## TRIP-RELATED EXPENDITURES • \$907,744,000



# Estimates of economic contribution

## ECONOMIC CONTRIBUTION OF OUTDOOR RECREATION

Impact Type	Employment	Labor Income (000s)	Output (000s)	Value Add to GDP (000s)	Local and State Tax Contribution (000s)
Direct	6,378	\$216,633	\$907,744	\$378,516	
Indirect	2,258	\$135,441	\$426,621	\$231,961	
Induced	1,711	\$91,026	\$290,005	\$175,786	
<b>Total</b>	<b>10,341</b>	<b>\$443,100</b>	<b>\$1,624,369</b>	<b>\$786,263</b>	<b>\$116,291</b>



# Nonmarket benefits

---

- **Components**
  - Consumer surplus
  - Ecosystem services



# Nonmarket benefits

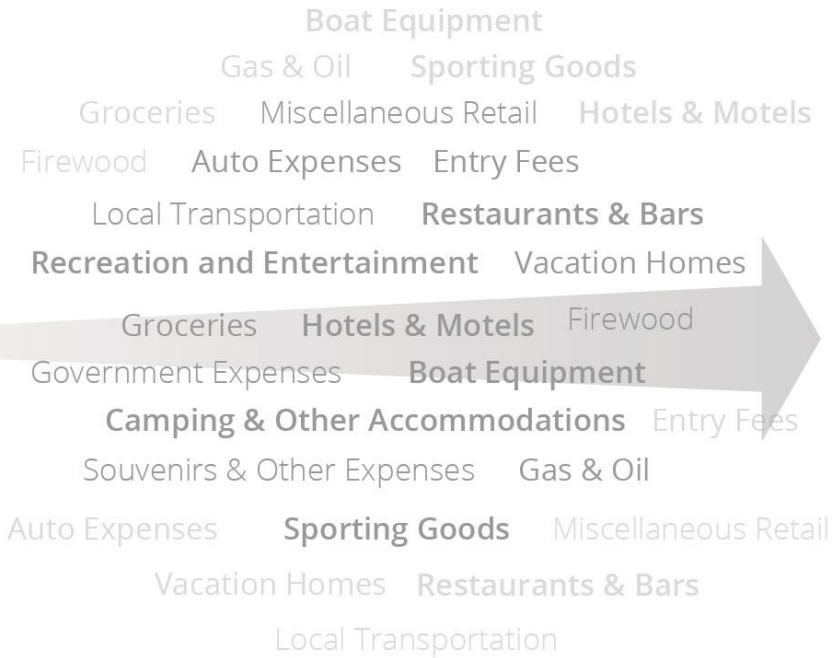

## TOTAL NONMARKET ECONOMIC BENEFITS OF WASHINGTON STATE PARKS (\$/YEAR)

Service	Value (000s)
Consumer Surplus of Recreation	\$2,876,789
Other Ecosystem Services	\$1,757,094–\$2,254,589
<b>Total</b>	<b>\$4,633,883–\$5,129,378</b>



# Conclusion (1 of 2)

**\$20 MILLION**  
in annual taxpayer  
support through the  
**General Fund**



**\$116 MILLION**  
in state and local  
**tax contributions**



# Conclusion (2 of 2)

Benefit Category	2015	2020	Difference
State and local taxes	\$95m	\$116m	+\$21m*
Jobs	7167	10000	+2,833**
Direct expenditures	\$804m	\$907m	+\$103m
Indirect Expenditures	\$259m	\$426m	+\$167m
Consumer Surplus	\$1.4b	\$2.9b	+\$1.5b
Ecosystem services	\$1.2b	\$2.25b	+\$1.05b



\*2015's report headlined local, state and federal. 2020 covers state and local.

\*\*2015's report discussed 14,000 jobs. 2020's report excludes equipment-related spending which accounts for 47,000 jobs statewide.

# Get in touch

FOR QUESTIONS AND COLLABORATION

---



## MAILING ADDRESS

1111 Israel Rd SW Tumwater WA

## EMAIL ADDRESS

[Todd.tatum@parks.wa.gov](mailto:Todd.tatum@parks.wa.gov)

## PHONE NUMBER

(360) 902-8631